

## Materials

- The following materials are intended to support the *Phonological Awareness* exercises in the PA Activity cards.
- The footer of each picture group references the specific activity the picture is intended to support.
  - Example: The footer 2F indicates this group of pictures supports Level 2 activity F.
  - Note that some pictures may be used for multiple activities.
- When printing these materials, be sure to print them single-sided, as the picture cards will need to be cut apart.

## Compound Words



2F



2F




2F



2F







2F



2F



2C, 2E



2C, 2E



2C, 2E



2C, 2E

Phonological Awareness (Compound Words--animals)



2C, 2E




2C, 2E



2C, 2E




2C, 2E



2D



2D




2D




2D

Phonological Awareness (Compound Words—food)



2D



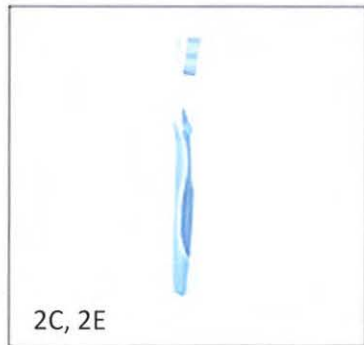
2D



2D



2D



2C, 2E



2C, 2E

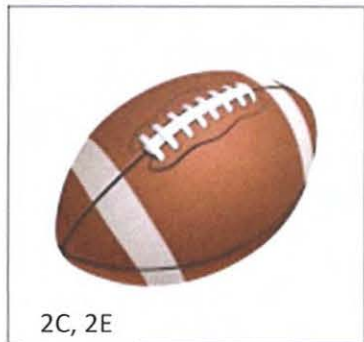


2C, 2E



2C, 2E

Phonological Awareness (Compound Words—objects)



2C, 2E



2C, 2E



2C, 2E



2C, 2E



2H, 2I



2H, 2I



2H, 2I



2H, 2I

Phonological Awareness (2 Syllables)-Animals



2H, 2I



2H, 2I



2H, 2I



2H, 2I



2C, 2E



2C, 2E



2C, 2E



2C, 2E

Syllables (2) - Nature Walk



2C, 2E



2C, 2E






2C, 2E



2C, 2E





Phonological Awareness (2 Syllables)-objects





Phonological Awareness (Syllables)- Animals—3 or more





Phonological Awareness (Syllables)- Food



---


3B -3E – Isolating Initial Syllables



Phonological Awareness (2 Syllables)-objects










3D, 3E

Phonological Awareness (2 Syllables)-Animals



3D, 3E


Syllables (2) - Nature Walk





3D, 3E

Phonological Awareness (Syllables)- Animals—3 or more




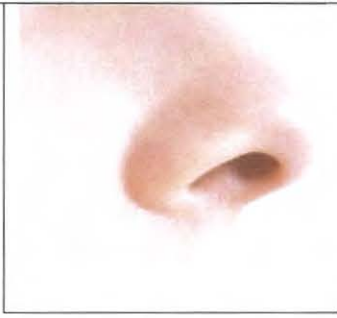



3B. 3C. 3D. 3E


3D, 3E Animal Friends, First Syllable



3F, 3G: Onset and Rime Cards




3H, 3I: Rhyming Chain Charts




3H, 3I






3H, 3I






3H, 3I



3H, 3I








3H, 3I




3H, 3I



|   |  |  |  |
|---|--|--|--|
| <br>3H, 3I |  |  |  |
|---|--|--|--|





|   |  |  |  |
|---|--|--|--|
| <br>3H, 3I |  |  |  |
|---|--|--|--|






3H, 3I






3H, 3I





3I: Rhyming puzzles





3J



3J




3J




3J





4A; Initial Sound Chain Charts





4A, 4B




4A, 4B



4A, 4B



4A, 4B



4A, 4B



4A, 4B



4A, 4B



4A, 4B



4A, 4B



4A, 4B



4A, 4B



4A, 4B



4A, 4B



4A, 4B



4A, 4B



4A, 4B




4A, 4B



4A, 4B



4A, 4B



4A, 4B



4A, 4B



4A, 4B



4A, 4B



4A, 4B



4A, 4B



4A, 4B



4A, 4B



4A, 4B



4A, 4B



4A, 4B



4A, 4B



4A, 4B



4A, 4B



4A, 4B



4A, 4B



4A, 4B



4A, 4B



4A, 4B









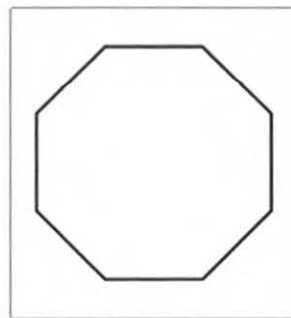

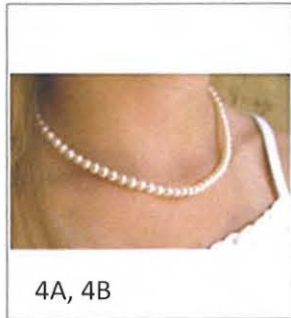


4A, 4B











4A, 4B













4A, 4B



4A, 4B



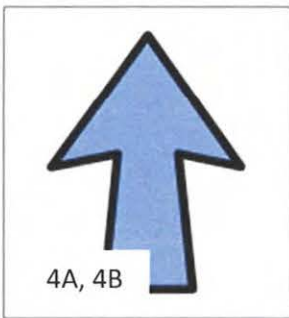
4A, 4B



4A, 4B




4A, 4B







4A, 4B

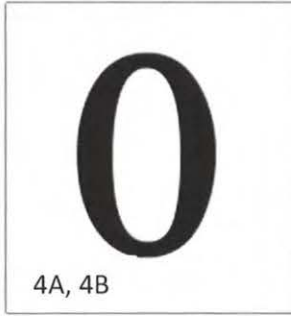
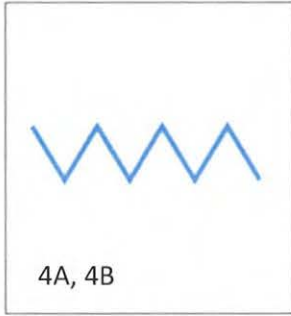





4A, 4B





4A, 4B





4C, 4D: First Sounds – Animals and Nature





4E, 4F, 4G: Phoneme Blending and Segmenting

