










## BOOKS WE WILL READ



## CONNECT WITH US

Direct questions here



[parentsaskprojectready@msj.edu](mailto:parentsaskprojectready@msj.edu)

Learn more about the curriculum



<https://www.readingscience.org/preschool>

In this unit, students will explore the concept of kindness. We will investigate and practice ways to show kindness to family and friends, animals, and our planet. We will recognize acts of kindness in our classroom by creating a kindness garden display.

## UNIT OVERVIEW



## PROJECT READY!



## UNIT 2: KINDNESS



## UNIT THEMES

- Showing kindness to family and friends
- Showing kindness to animals
- Showing kindness to our planet

## BOOKS WITHOUT WORDS



In small groups, students will practice story telling and early book reading skills with wordless books. The teacher models using the pictures to tell a story then guides children as they tell their own version of the story.

## LANGUAGE TIME (WE BEGIN EACH DAY WITH THIS SONG)

Ten Fingers

I have ten fingers  
*hold up both hands, fingers spread*

And they all belong to me,  
*point to self*

I can make them do things-  
Would you like to see?

I can shut them up tight  
*make fists*

I can open them wide  
*open hands*

I can put them together  
*palms together*

I can make them all hide  
*behind back*

I can make them jump high  
*over head*

I can make them jump low  
*touch floor*

I can fold them up quietly  
*fold hands in lap*

And hold them just so.

## PLAY



When students begin to learn about kindness to animals, a vet center is introduced into the classroom. Students used what they have learned in stories to take turns caring for stuffed animals. Students use what they have learned to practice showing kindness to animals.

## PRACTICE TOGETHER